

INSPECTION

1. CHECK FLUID LEVEL

- (a) Keep the vehicle level.
- (b) With the engine stopped, check the fluid level in the oil reservoir.

If necessary, add fluid.

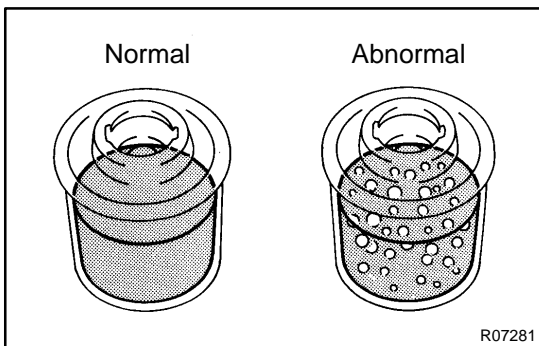
Fluid: ATF DEXRON® II or III

HINT:

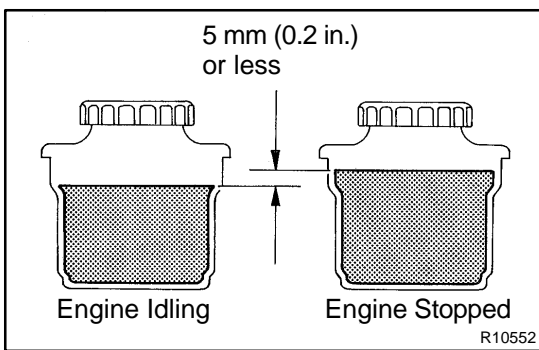
Check that the fluid level is within the HOT LEVEL range on the reservoir cap dipstick. If the fluid is cold, check that it is within the COLD LEVEL range.

- (c) Start the engine and run it at idle.
- (d) Turn the steering wheel from lock to lock several times to boost fluid temperature.

Fluid temperature: 80°C (176°F)



- (e) Check for foaming or emulsification. If there is foaming or emulsification, bleed power steering system (See page SR-4).



- (f) With the engine idling, measure the fluid level in the oil reservoir.
- (g) Stop the engine.
- (h) Wait a few minutes and remeasure the fluid level in the oil reservoir.

Maximum fluid level rise: 5 mm (0.20 in.)

If a problem is found, bleed power steering system (See page SR-4).

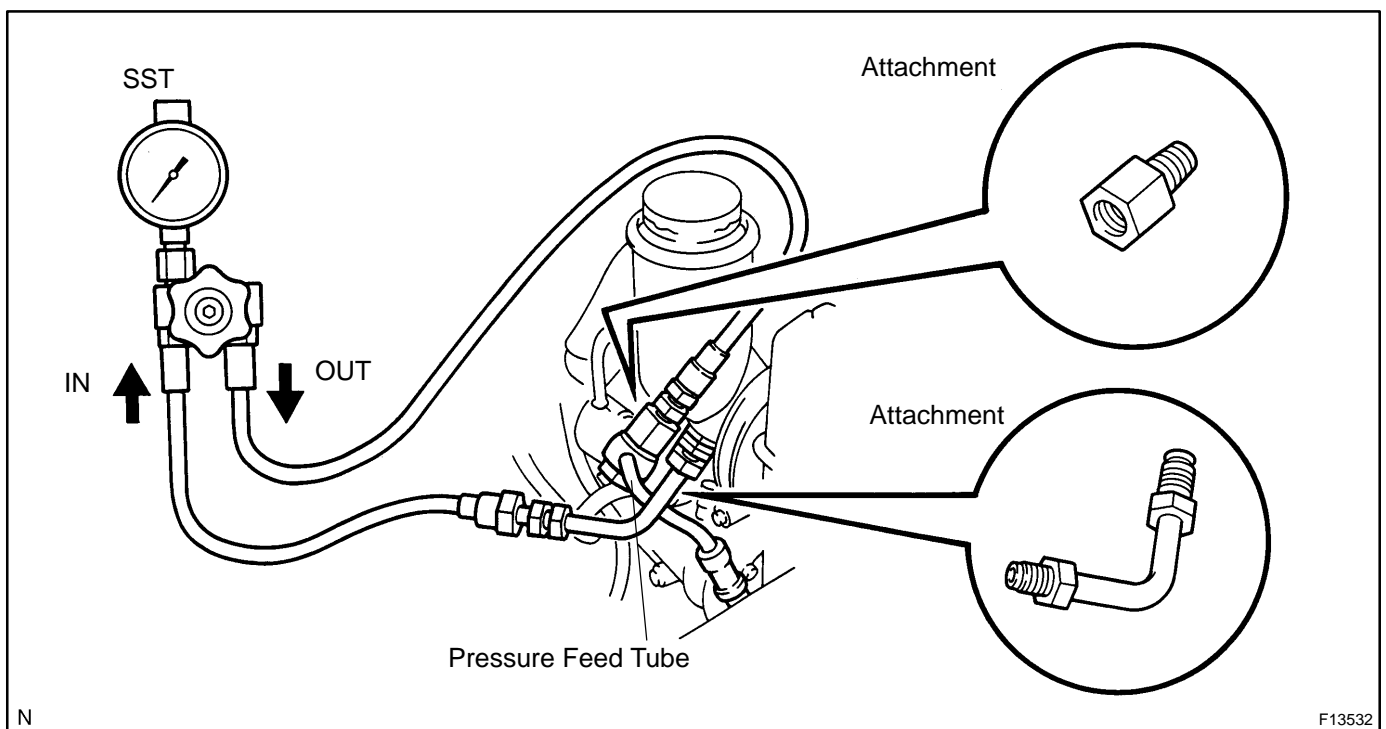
- (i) Check the fluid level.

2. CHECK STEERING FLUID PRESSURE

- (a) Remove the 3 bolts and air cleaner assembly (See page [SR-31](#)).
- (b) Disconnect the pressure feed tube from the PS vane pump (See page [SR-33](#)).
- (c) Connect SST, as shown in the illustration below.
SST 09640-10010 (09641-01010, 09641-01030, 09641-01060)

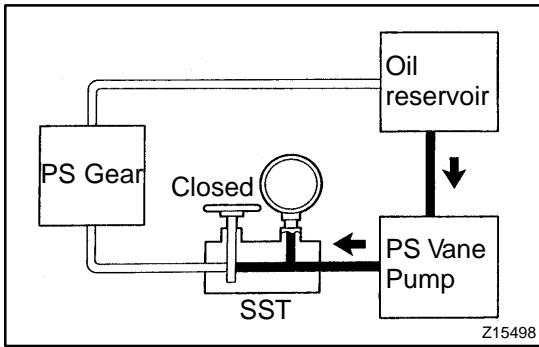
NOTICE:

Check that the valve of the SST is in the open position.



- (d) Bleed the power steering system (See page [SR-4](#)).
- (e) Start the engine and run it at idle.
- (f) Turn the steering wheel from lock to lock several times to boost fluid temperature.

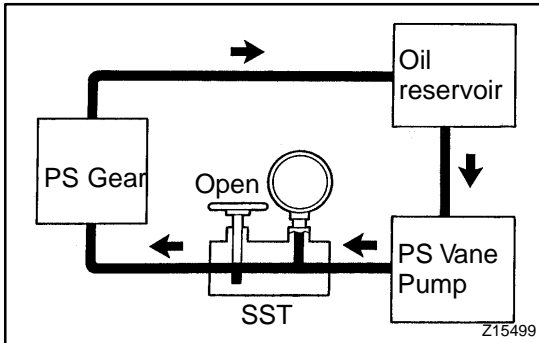
Fluid temperature: 80 °C (176 °F)



- (g) With the engine idling, close the valve of the SST and observe the reading on the SST.
Minimum fluid pressure:
8,336 kPa (85 kgf/cm², 1,209 psi)

NOTICE:

- Do not keep the valve closed for more than 10 seconds.
- Do not let the fluid temperature become too high.

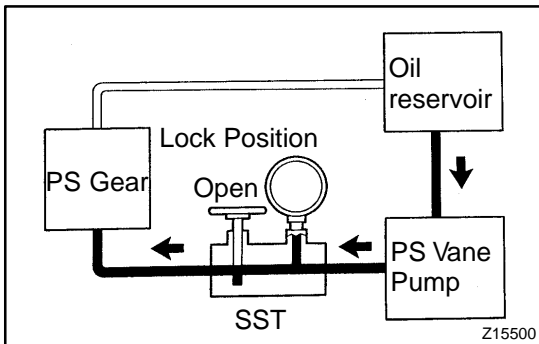


- (h) With the engine idling, open the valve fully.
 (i) Measure the fluid pressure at engine speeds of 1,000 rpm and 3,000 rpm.

Difference fluid pressure:
490 kPa (5 kgf/cm², 71 psi) or less

NOTICE:

Do not turn the steering wheel.



- (j) With the engine idling and valve fully opened, turn the steering wheel to full lock.
Minimum fluid pressure:
8,336 kPa (85 kgf/cm², 1,209 psi)

NOTICE:

- Do not maintain lock position for more than 10 seconds.
- Do not let the fluid temperature become too high.

- (k) Disconnect the SST.
 SST 09640- 10010 (09641- 01010, 09641- 01030, 09641-01060)

- (l) Connect the pressure feed tube (See page [SR-41](#)).
 (m) Install the air cleaner and 3 bolts (See page [SR-31](#)).
 (n) Bleed the power steering system (See page [SR-4](#)).